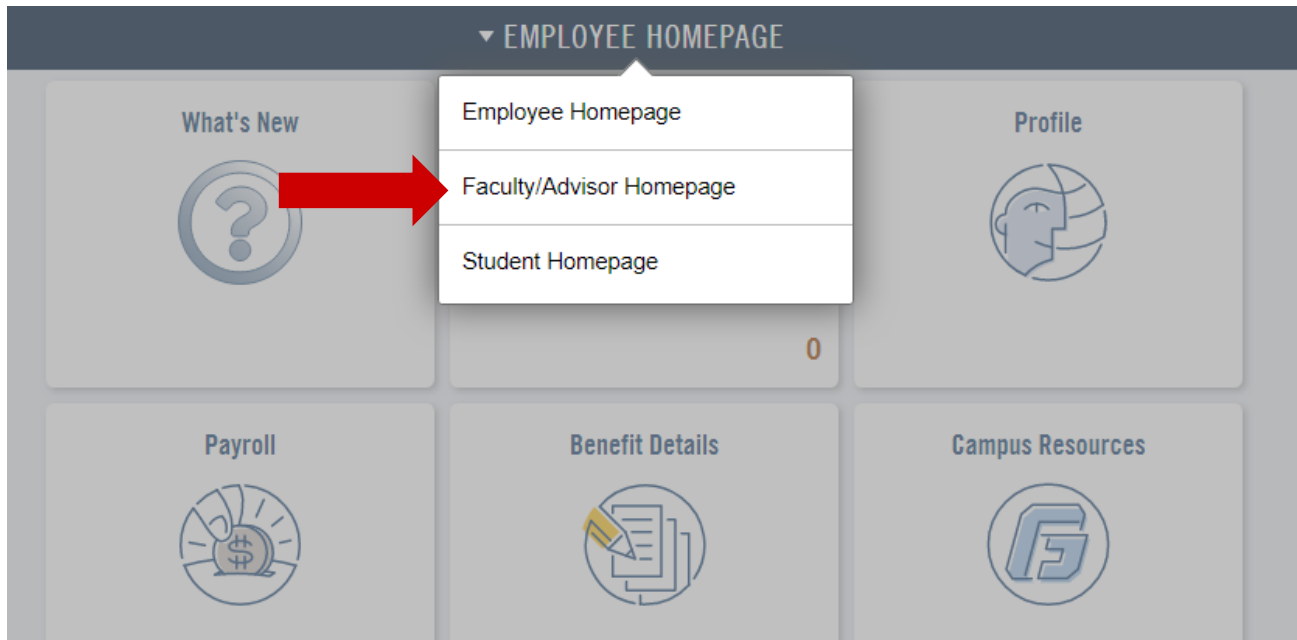
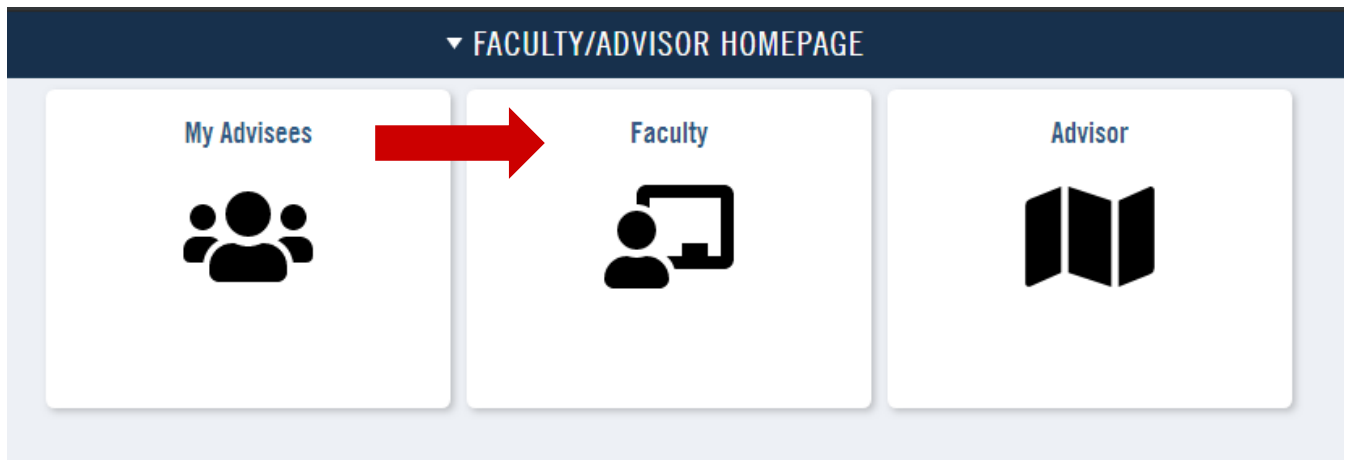


## How to Access Class Roster in MyGeorgeFox

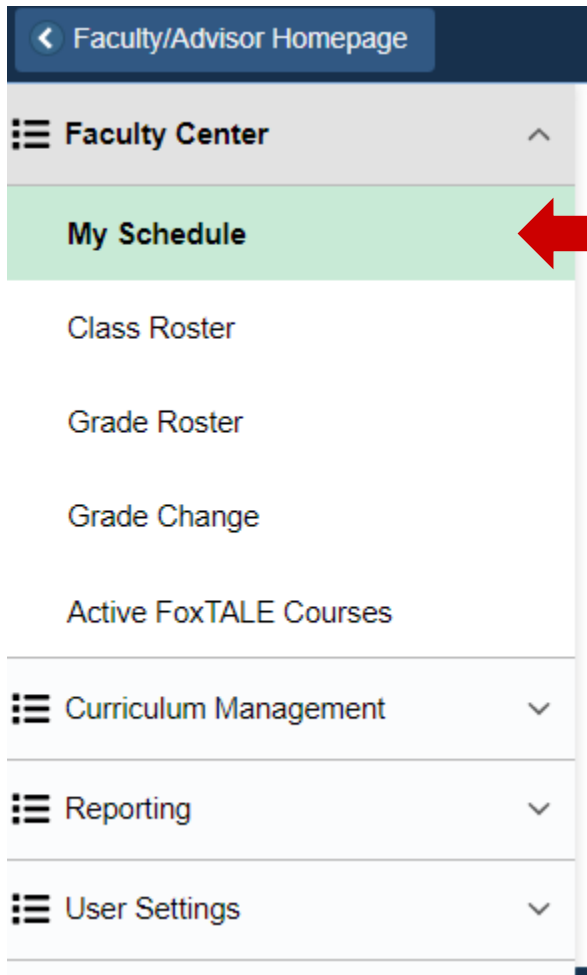
1. Log into MyGeorgeFox ([my.georgefox.edu](http://my.georgefox.edu)) using your GFU username and password.
2. Change top dropdown menu to Faculty/Advisor Homepage.



3. Select the Faculty tile.



4. Select My Schedule from the left menu.



If you click Class Roster on the left Menu, it will default to the last roster you were in. You can click the Change Class button to switch classes. If this is the first time selecting a roster, it'll ask you to select the roster from the My Schedule screen by following Step 5 below.

5. To view your Class Roster, click the “Class Roster” icon next to the class under the My Teaching Schedule heading.

My Teaching Schedule > 2019 Spring Term > George Fox University								
				Personalize	View All	First	1-4 of 4	Last
Class	Class Title	Enrolled	Days & Times	Room	Class Dates			
JOUR 230-A (4445)	Introduction to Journalism (Lecture)	13	MoWeFr 12:00PM - 12:50PM	Ross 141	Jan 14, 2019-Apr 26, 2019			

This roster includes:

- ID number
- Photo
- Student Name
- Major (Program & Plan)
- Student Standing (Level – ie. Freshman, etc.)
- Enrollment Status (can be changed from the dropdown menu above the roster)